





District Health Assessment for Multiple District 5M through August 2025

|  |   | Clubs        |                     |             |  |           |                 |                        | Membership                      |                                     |                             |         |          |  |   | Member Strength            |                               | Cancellation                         |                            | Reports                             |                              |                      | Finance                          | Leadership                       |                                |                                  |                                |
|--|---|--------------|---------------------|-------------|--|-----------|-----------------|------------------------|---------------------------------|-------------------------------------|-----------------------------|---------|----------|--|---|----------------------------|-------------------------------|--------------------------------------|----------------------------|-------------------------------------|------------------------------|----------------------|----------------------------------|----------------------------------|--------------------------------|----------------------------------|--------------------------------|
| District Name  | Status/<br>Number<br>of Months<br>in Status * | Active Clubs | Clubs in Status Quo | Total Clubs | % Status Quo Clubs in Financial Suspension | New Clubs | Cancelled Clubs | YTD Net Club Gain/Loss | Current Members In Active Clubs | Current Members In Status Quo Clubs | Current Total Members Count | YTD Add | YTD Drop | YTD NetGrowth (includes Active and Status Quo) | YTD NetGrowth% (includes Active and Status Quo) | Member Count 12 Months Ago | Average Member Count Per Club | % of Clubs with less than 20 members | Average Cancelled Club Age | Members Lost Due to Cancelled Clubs | % of Clubs Reporting Service | % No MMR in 3 Months | % No Officer Report in 12 months | % of Clubs with balance 90+ days | Number of Zone Chairs Recorded | Number of Region Chairs Recorded | District Officers Vacancies ** |
| 5M 1   | T(24)   | 52           | 0                   | 52          | 0%   | 1         | 0               | 1                      | 1697                            | 0                                   | 1697                        | 45      | 27       | 18   | 1.07%   | 1,712                      | 33                            | 25%                                  | 0                          | 0                                   | 27%                          | 44%                  | 17%                              | 2%                               | 5                              | 0                                | GST                            |
| 5M 2   |   | 64           | 0                   | 64          | 0%   | 0         | 0               | 0                      | 2281                            | 0                                   | 2281                        | 38      | 38       | 0  | 0.00%   | 2,273                      | 36                            | 27%                                  | 0                          | 0                                   | 41%                          | 34%                  | 2%                               | 0%                               | 8                              | 0                                |                                |
| 5M 3   |   | 34           | 0                   | 34          | 0%   | 0         | 0               | 0                      | 963                             | 0                                   | 963                         | 4       | 6        | -2   | -0.21%  | 978                        | 28                            | 24%                                  | 0                          | 0                                   | 35%                          | 53%                  | 0%                               | 0%                               | 2                              | 0                                |                                |
| 5M 4   |   | 53           | 0                   | 53          | 0%   | 0         | 0               | 0                      | 1404                            | 0                                   | 1404                        | 18      | 19       | -1   | -0.07%  | 1,432                      | 26                            | 40%                                  | 0                          | 0                                   | 36%                          | 36%                  | 0%                               | 0%                               | 6                              | 1                                | 2nd VDG                        |
| 5M 5   |   | 37           | 0                   | 37          | 0%   | 0         | 0               | 0                      | 1354                            | 0                                   | 1354                        | 42      | 42       | 0  | 0.00%   | 1,330                      | 37                            | 30%                                  | 0                          | 0                                   | 73%                          | 14%                  | 3%                               | 0%                               | 6                              | 0                                |                                |
| 5M 6   | T(24)   | 31           | 0                   | 31          | 0%   | 0         | 0               | 0                      | 1264                            | 0                                   | 1264                        | 29      | 16       | 13   | 1.04%   | 1,181                      | 41                            | 35%                                  | 0                          | 0                                   | 55%                          | 19%                  | 0%                               | 0%                               | 0                              | 0                                |                                |
| 5M 7   | T(24)   | 52           | 0                   | 52          | 0%   | 1         | 0               | 1                      | 1699                            | 0                                   | 1699                        | 45      | 33       | 12   | 0.71%   | 1,689                      | 33                            | 23%                                  | 0                          | 0                                   | 42%                          | 27%                  | 2%                               | 0%                               | 8                              | 0                                |                                |
| 5M 8   |   | 73           | 0                   | 73          | 0%   | 0         | 0               | 0                      | 2805                            | 0                                   | 2805                        | 26      | 39       | -13  | -0.46%  | 2,794                      | 38                            | 8%                                   | 0                          | 0                                   | 67%                          | 23%                  | 5%                               | 0%                               | 8                              | 0                                | 2nd VDG                        |
| 5M 9   |   | 66           | 0                   | 66          | 0%   | 1         | 0               | 1                      | 1978                            | 0                                   | 1978                        | 47      | 17       | 30   | 1.54%   | 1,875                      | 30                            | 36%                                  | 0                          | 0                                   | 53%                          | 39%                  | 2%                               | 0%                               | 6                              | 0                                |                                |
| 5M 10  |   | 21           | 0                   | 21          | 0%   | 0         | 0               | 0                      | 703                             | 0                                   | 703                         | 12      | 9        | 3  | 0.43%   | 629                        | 33                            | 38%                                  | 0                          | 0                                   | 24%                          | 43%                  | 10%                              | 5%                               | 7                              | 3                                | 2nd VDG                        |
| 5M 11  |   | 45           | 0                   | 45          | 0%   | 0         | 0               | 0                      | 1193                            | 0                                   | 1193                        | 2       | 19       | -17  | -1.40%  | 1,230                      | 27                            | 40%                                  | 0                          | 0                                   | 29%                          | 42%                  | 2%                               | 0%                               | 10                             | 0                                | GLT,GST                        |
|  |   | 528          | 0                   | 528         | 0%   | 3         | 0               | 3                      | 17341                           | 0                                   | 17341                       | 308     | 265      | 43   | 0.25%   | 17,123                     | 33                            | 28%                                  | 0                          | 0                                   | 45%                          | 34%                  | 4%                               | 0%                               | 66                             | 4                                |                                |




District Health Assessment for Multiple District 5 through August 2025

|  |   | Clubs        |                     |             |  |           |                 |                        | Membership                      |                                     |                             |         |          |  |   | Member Strength            |                               | Cancellation                         |                            | Reports                             |                              |                      | Finance                          | Leadership                       |                                |                                  |                                |
|--|---|--------------|---------------------|-------------|--|-----------|-----------------|------------------------|---------------------------------|-------------------------------------|-----------------------------|---------|----------|--|---|----------------------------|-------------------------------|--------------------------------------|----------------------------|-------------------------------------|------------------------------|----------------------|----------------------------------|----------------------------------|--------------------------------|----------------------------------|--------------------------------|
| District Name  | Status/<br>Number<br>of Months<br>in Status * | Active Clubs | Clubs in Status Quo | Total Clubs | % Status Quo Clubs in Financial Suspension | New Clubs | Cancelled Clubs | YTD Net Club Gain/Loss | Current Members In Active Clubs | Current Members In Status Quo Clubs | Current Total Members Count | YTD Add | YTD Drop | YTD NetGrowth (includes Active and Status Quo) | YTD NetGrowth% (includes Active and Status Quo) | Member Count 12 Months Ago | Average Member Count Per Club | % of Clubs with less than 20 members | Average Cancelled Club Age | Members Lost Due to Cancelled Clubs | % of Clubs Reporting Service | % No MMR in 3 Months | % No Officer Report in 12 months | % of Clubs with balance 90+ days | Number of Zone Chairs Recorded | Number of Region Chairs Recorded | District Officers Vacancies ** |
| 5 NE   | T(24)   | 51           | 0                   | 51          | 0%   | 0         | 0               | 0                      | 1193                            | 0                                   | 1193                        | 13      | 14       | -1   | -0.08%  | 1,189                      | 23                            | 51%                                  | 0                          | 0                                   | 24%                          | 8%                   | 0%                               | 0%                               | 8                              | 0                                |                                |
| 5 NW   | T(24)   | 48           | 0                   | 48          | 0%   | 0         | 0               | 0                      | 1217                            | 0                                   | 1217                        | 23      | 29       | -6   | -0.49%  | 1,244                      | 25                            | 46%                                  | 0                          | 0                                   | 27%                          | 15%                  | 0%                               | 4%                               | 3                              | 0                                | 2nd VDG                        |
| 5 SE   | T(24)   | 40           | 0                   | 40          | 0%   | 0         | 0               | 0                      | 1014                            | 0                                   | 1014                        | 14      | 20       | -6   | -0.59%  | 1,040                      | 25                            | 35%                                  | 0                          | 0                                   | 33%                          | 35%                  | 10%                              | 0%                               | 0                              | 0                                |                                |
| 5 SW   | T(24)   | 26           | 0                   | 26          | 0%   | 0         | 0               | 0                      | 510                             | 0                                   | 510                         | 6       | 11       | -5   | -0.97%  | 545                        | 20                            | 69%                                  | 0                          | 0                                   | 4%                           | 42%                  | 15%                              | 0%                               | 0                              | 0                                | 1st VDG,2nd VDG,GMT            |
|  |   | 165          | 0                   | 165         | 0%   | 0         | 0               | 0                      | 3934                            | 0                                   | 3934                        | 56      | 74       | -18  | -0.46%  | 4,018                      | 24                            | 48%                                  | 0                          | 0                                   | 24%                          | 22%                  | 5%                               | 1%                               | 11                             | 0                                |                                |




District Health Assessment for Multiple District 9 through August 2025

|  |   | Clubs        |                     |             |  |           |                 |                        | Membership                      |                                     |                             |         |          |  |   | Member Strength            |                               | Cancellation                         |                            | Reports                             |                              |                      | Finance                          | Leadership                       |                                |                                  |                                |
|--|---|--------------|---------------------|-------------|--|-----------|-----------------|------------------------|---------------------------------|-------------------------------------|-----------------------------|---------|----------|--|---|----------------------------|-------------------------------|--------------------------------------|----------------------------|-------------------------------------|------------------------------|----------------------|----------------------------------|----------------------------------|--------------------------------|----------------------------------|--------------------------------|
| District Name  | Status/<br>Number<br>of Months<br>in Status * | Active Clubs | Clubs in Status Quo | Total Clubs | % Status Quo Clubs in Financial Suspension | New Clubs | Cancelled Clubs | YTD Net Club Gain/Loss | Current Members In Active Clubs | Current Members In Status Quo Clubs | Current Total Members Count | YTD Add | YTD Drop | YTD NetGrowth (includes Active and Status Quo) | YTD NetGrowth% (includes Active and Status Quo) | Member Count 12 Months Ago | Average Member Count Per Club | % of Clubs with less than 20 members | Average Cancelled Club Age | Members Lost Due to Cancelled Clubs | % of Clubs Reporting Service | % No MMR in 3 Months | % No Officer Report in 12 months | % of Clubs with balance 90+ days | Number of Zone Chairs Recorded | Number of Region Chairs Recorded | District Officers Vacancies ** |
| 9 EC   | T(24)   | 42           | 0                   | 42          | 0%   | 0         | 0               | 0                      | 1040                            | 0                                   | 1040                        | 18      | 19       | -1   | -0.10%  | 1,093                      | 25                            | 52%                                  | 0                          | 0                                   | 31%                          | 52%                  | 0%                               | 0%                               | 6                              | 0                                | 2nd VDG                        |
| 9 MC   | T(24)   | 37           | 0                   | 37          | 0%   | 0         | 0               | 0                      | 767                             | 0                                   | 767                         | 4       | 11       | -7   | -0.90%  | 815                        | 21                            | 57%                                  | 0                          | 0                                   | 30%                          | 49%                  | 5%                               | 0%                               | 0                              | 0                                |                                |
| 9 NC   | T(24)   | 31           | 0                   | 31          | 0%   | 0         | 0               | 0                      | 744                             | 0                                   | 744                         | 16      | 11       | 5  | 0.68%   | 761                        | 24                            | 55%                                  | 0                          | 0                                   | 23%                          | 23%                  | 0%                               | 0%                               | 0                              | 0                                | GLT,GMT,GST                    |
| 9 NE   | T(24)   | 40           | 0                   | 40          | 0%   | 0         | 0               | 0                      | 1061                            | 0                                   | 1061                        | 11      | 12       | -1   | -0.09%  | 1,069                      | 27                            | 45%                                  | 0                          | 0                                   | 35%                          | 35%                  | 0%                               | 3%                               | 5                              | 0                                | 2nd VDG                        |
| 9 NW   | T(24)   | 27           | 0                   | 27          | 0%   | 0         | 0               | 0                      | 565                             | 0                                   | 565                         | 5       | 5        | 0  | 0.00%   | 564                        | 21                            | 48%                                  | 0                          | 0                                   | 4%                           | 52%                  | 0%                               | 0%                               | 0                              | 0                                | 2nd VDG                        |
| 9 SE   | T(24)   | 38           | 0                   | 38          | 0%   | 0         | 0               | 0                      | 747                             | 0                                   | 747                         | 11      | 4        | 7  | 0.95%   | 765                        | 20                            | 58%                                  | 0                          | 0                                   | 26%                          | 55%                  | 8%                               | 0%                               | 3                              | 0                                | 1st VDG,2nd VDG                |
| 9 SW   | T(24)   | 43           | 0                   | 43          | 0%   | 0         | 0               | 0                      | 1118                            | 0                                   | 1118                        | 15      | 11       | 4  | 0.36%   | 1,160                      | 26                            | 44%                                  | 0                          | 0                                   | 35%                          | 49%                  | 0%                               | 0%                               | 0                              | 0                                | 2nd VDG                        |
|  |   | 258          | 0                   | 258         | 0%   | 0         | 0               | 0                      | 6042                            | 0                                   | 6042                        | 80      | 73       | 7  | 0.12%   | 6,227                      | 23                            | 51%                                  | 0                          | 0                                   | 28%                          | 45%                  | 2%                               | 0%                               | 14                             | 0                                |                                |



District Health Assessment for Multiple District 27 through August 2025

|  |   | Clubs        |                     |             |  |           |                 |                        | Membership                      |                                     |                             |         |          |  |   | Member Strength            |                               | Cancellation                         |                            | Reports                             |                              |                      | Finance                          | Leadership                       |                                |                                  |                                |
|--|---|--------------|---------------------|-------------|--|-----------|-----------------|------------------------|---------------------------------|-------------------------------------|-----------------------------|---------|----------|--|---|----------------------------|-------------------------------|--------------------------------------|----------------------------|-------------------------------------|------------------------------|----------------------|----------------------------------|----------------------------------|--------------------------------|----------------------------------|--------------------------------|
| District Name  | Status/<br>Number<br>of Months<br>in Status * | Active Clubs | Clubs in Status Quo | Total Clubs | % Status Quo Clubs in Financial Suspension | New Clubs | Cancelled Clubs | YTD Net Club Gain/Loss | Current Members In Active Clubs | Current Members In Status Quo Clubs | Current Total Members Count | YTD Add | YTD Drop | YTD NetGrowth (includes Active and Status Quo) | YTD NetGrowth% (includes Active and Status Quo) | Member Count 12 Months Ago | Average Member Count Per Club | % of Clubs with less than 20 members | Average Cancelled Club Age | Members Lost Due to Cancelled Clubs | % of Clubs Reporting Service | % No MMR in 3 Months | % No Officer Report in 12 months | % of Clubs with balance 90+ days | Number of Zone Chairs Recorded | Number of Region Chairs Recorded | District Officers Vacancies ** |
| 27 A1  |   | 52           | 0                   | 52          | 0%   | 0         | 0               | 0                      | 1895                            | 0                                   | 1895                        | 12      | 44       | -32  | -1.66%  | 1,918                      | 36                            | 31%                                  | 0                          | 0                                   | 38%                          | 29%                  | 0%                               | 2%                               | 5                              | 0                                |                                |
| 27 A2  |   | 38           | 0                   | 38          | 0%   | 0         | 0               | 0                      | 1291                            | 0                                   | 1291                        | 25      | 18       | 7  | 0.55%   | 1,258                      | 34                            | 24%                                  | 0                          | 0                                   | 24%                          | 34%                  | 0%                               | 3%                               | 4                              | 2                                |                                |
| 27 B1  |   | 64           | 0                   | 64          | 0%   | 0         | 0               | 0                      | 1792                            | 0                                   | 1792                        | 29      | 19       | 10   | 0.56%   | 1,815                      | 28                            | 39%                                  | 0                          | 0                                   | 64%                          | 36%                  | 0%                               | 2%                               | 11                             | 0                                |                                |
| 27 B2  |   | 66           | 0                   | 66          | 0%   | 0         | 0               | 0                      | 2053                            | 0                                   | 2053                        | 35      | 33       | 2  | 0.10%   | 2,062                      | 31                            | 29%                                  | 0                          | 0                                   | 47%                          | 35%                  | 5%                               | 2%                               | 11                             | 0                                | 1st VDG,2nd VDG                |
| 27 C1  |   | 51           | 0                   | 51          | 0%   | 0         | 0               | 0                      | 1344                            | 0                                   | 1344                        | 22      | 16       | 6  | 0.45%   | 1,363                      | 26                            | 27%                                  | 0                          | 0                                   | 20%                          | 45%                  | 0%                               | 0%                               | 0                              | 0                                | 1st VDG,2nd VDG                |
| 27 C2  |   | 40           | 0                   | 40          | 0%   | 0         | 0               | 0                      | 1427                            | 0                                   | 1427                        | 37      | 34       | 3  | 0.21%   | 1,446                      | 36                            | 23%                                  | 0                          | 0                                   | 30%                          | 18%                  | 0%                               | 0%                               | 7                              | 3                                |                                |
| 27 D1  |   | 57           | 0                   | 57          | 0%   | 0         | 0               | 0                      | 2005                            | 0                                   | 2005                        | 49      | 40       | 9  | 0.45%   | 2,086                      | 35                            | 26%                                  | 0                          | 0                                   | 47%                          | 16%                  | 4%                               | 0%                               | 12                             | 0                                |                                |
| 27 D2  |   | 47           | 0                   | 47          | 0%   | 0         | 0               | 0                      | 1578                            | 0                                   | 1578                        | 30      | 27       | 3  | 0.19%   | 1,589                      | 34                            | 26%                                  | 0                          | 0                                   | 28%                          | 19%                  | 4%                               | 0%                               | 9                              | 5                                |                                |
| 27 E1  |   | 43           | 0                   | 43          | 0%   | 0         | 0               | 0                      | 1392                            | 0                                   | 1392                        | 14      | 19       | -5   | -0.36%  | 1,407                      | 32                            | 28%                                  | 0                          | 0                                   | 33%                          | 33%                  | 21%                              | 2%                               | 7                              | 1                                |                                |
| 27 E2  |   | 43           | 0                   | 43          | 0%   | 0         | 0               | 0                      | 1565                            | 0                                   | 1565                        | 21      | 24       | -3   | -0.19%  | 1,569                      | 36                            | 28%                                  | 0                          | 0                                   | 42%                          | 28%                  | 0%                               | 2%                               | 6                              | 0                                | 2nd VDG                        |
|  |   | 501          | 0                   | 501         | 0%   | 0         | 0               | 0                      | 16342                           | 0                                   | 16342                       | 274     | 274      | 0  | 0.00%   | 16,513                     | 33                            | 29%                                  | 0                          | 0                                   | 39%                          | 30%                  | 3%                               | 1%                               | 72                             | 11                               |                                |

\* - District Status: P - Provisional, T - Transitional.

\*\* - District Officers Vacancies: DG - District Governor, 1st VDG - First Vice District Governor, 2nd VDG - Second Vice District Governor.